

Wisewire Spanish 1 Unit 4: Así somos/The way we are

This unit –aligned to ACTFL standards– explores Colombia, a Magic Land in South America.

- **Vocabulary: Physical characteristics and parts of the body**
- **Grammar:**
 - **Adjectives: Descriptives**
 - **Agreement: Gender and number**
- **Writing in Spanish: El alfabeto**
- **Culture: Colombia and the Arts**

Additional Materials

- To fully complete the instruction process, students will need access to a recording device.

This unit includes:

1. Five core lessons: New content is introduced. Spanish-only and bilingual videos are used to introduce and review the new vocabulary and grammar of the lesson. One script for an online live chat session
2. Two project lessons: Self-study and Portfolio. A great opportunity to promote the meaningful usage of the language and all the communication skills!
3. One review lesson: Uses the same structure of core lessons, but provides a thorough review of the unit content. It prepares students for the Unit Test. Students should use the video for each lesson to review the culture content.
4. One unit test (one original and one clone version). Aimed at evaluating the overall knowledge of students on the main topics presented throughout the unit. Each unit contains a final, 20-question test, consisting of multiple-choice and matching questions.
5. Spanish and bilingual videos support the instruction of vocabulary, grammar, and culture
6. Six worksheets (two versions: beginners and advanced).

- **Activity and Review:** Each lesson has two sets of question sections that provide the students with practice to reinforce the learning process.
- **Short quiz:** After the activity section, students may take a 5-question quiz to test retention.

HS Spanish Semester 1A Unit 4

Unit Name: Así somos/The way we are

Lección 4.1: ¡Colombia es hermosa!/Colombia is beautiful!

DAY 1 - Lección 4.1

Day 1 – Introducción

¡Comenzamos!

In this lesson, we are going to learn how to talk about you, your friends, and family members. How would you describe yourself? How would you describe your best friend? What does your father look like? We will also learn how to describe places and how to talk about the most amazing places in a beautiful country—Colombia.

Objetivos

1. 4.1.1. Demonstrate understanding of adjectives that describe appearance.
2. 4.1.2. Identify rules of descriptive adjectives, including placement, agreement, and gender. Apply knowledge of forming questions with "¿Cómo es...?"
3. 4.1.3. Examine geographical characteristics of Colombia.



Author: Bugeater

Vocabulario

Today, we will learn the following Spanish words. Watch the video and write each Spanish word in your notebook. Then, jot down what you think the English meaning of each word might be. As you go through the lesson, go back and add the correct English word to your notebook.



Day 1 – Instruction

Práctica

Nombre _____

Use the word bank to choose the correct answer for each question or sentence. Use the correct capitalization for the words you choose.



Credit: Rob Bertholf

Word Bank	
la cabeza	la salsa
altísimo	el cuello
le ceja	grandísimo
la caja	está
la piel	es

- To indicate that Gretchen looks pale today, you can say, "Gretchen _____ **pálida.**"
- Las orejas están en _____.
- A tree that is very tall is _____.
- A type of music that is synthesized from Caribbean, African, and Brazilian influences is _____.
- A type of instrument used in Colombian music is _____.
- La cabeza se conecta con _____.
- A lake that is very big is _____.

Práctica

Nombre _____

A. Use the word bank to choose the word that matches each description.

Word Bank	
el ojo	agradable
fuerte	la oreja
bajo	la piel



Credit: Norma Gomez

1. David works out his muscles daily: _____.
2. It covers your entire body: _____.
3. Rosa is always polite and friendly: _____.
4. It helps you hear: _____.
5. Pedro is not tall: _____.

B. Answer the following questions in Spanish.

6. Read the question, answer it in the negative, and add a new sentence which states the exact opposite of the description in the question: ¿La niña tiene las cejas finas, la boca pequeña y el cabello feo?

_____.





HS Spanish Semester 1A Unit 4
Unit Name: Así somos /The way we are
Lección 4.9: Unit Test

DAY 9 - Lección 4.9

Day 9 – Introducción
¿Estás listo?
 You’ve learned so much Spanish in Unit 4! Now it’s time to test your understanding of the vocabulary, grammar, and cultural concepts we’ve covered. Today, you will be taking a test that covers all of the content we learned in this unit. You have 50 minutes to complete the test. Don’t forget to use your time wisely! Read the questions carefully and then choose the correct answer. Good luck!

Examen de la Unidad

Complete the following activities.

1. Match each Spanish word with the corresponding image.	
1: azul	 A. Author: burts
Answer:	
2: gris	 B. Author: Fibonacci
Answer:	
3: verde	 C. Author: Zeana
Answer:	
4: rojo	 D. Author: Pink Sherbet Photography
Answer:	