

Wisewire Spanish 1 Unit 7: Mis viajes/My travels

This unit –aligned to ACTFL standards– explores La Florida in the United States

- **Vocabulary:**
 - **Modes of transportation**
 - **The beach**
 - **Weather**
- **Grammar:**
 - **Prepositions: Overview**
 - **Contractions: a+el/al (to the), de+el/del (from the)**
- **Culture: History of Florida: San Agustín, Immigration from Latin America, cultural fusion, geography, ecology**

Additional Materials

- To fully complete the instruction process, students will need access to a recording device.

This unit includes:

1. Five core lessons: New content is introduced. Spanish-only and bilingual videos are used to introduce and review the new vocabulary and grammar of the lesson. One script for an online live chat session
2. Two project lessons: Self-study and Portfolio. A great opportunity to promote the meaningful usage of the language and all the communication skills!
3. One review lesson: Uses the same structure of core lessons, but provides a thorough review of the unit content. It prepares students for the Unit Test. Students should use the video for each lesson to review the culture content.
4. One unit test (one original and one clone version). Aimed at evaluating the overall knowledge of students on the main topics presented throughout the unit. Each unit contains a final, 20-question test, consisting of multiple-choice and matching questions.
5. Spanish and bilingual videos support the instruction of vocabulary, grammar, and culture
6. Six worksheets (two versions: beginners and advanced).

Let's explore these components further. **Core** and **Review** Lessons include the following sections to complete a learning cycle:

- **Introduction:** includes the goals to be achieved and a video that shows the Spanish vocabulary to be learned. Students are challenged to infer the meaning of each new term.
- **Instruction:** contains complete vocabulary and grammar themes that use an interactive glossary. Videos provide images and audio allows students to listen and practice to correct pronunciation. Encourage the students to use a self-recording tool to improve their oral skills. Videos should be used for review as frequently as possible. This component also offers thought-

provoking Culture sections, which consist of interesting facts students will learn about Spanish-speaking countries: their food, their music, their customs, their history, their art, their music, and their literature.

- **Activity and Review:** Each lesson has two sets of question sections that provide the students with practice to reinforce the learning process.
- **Short quiz:** After the activity section, students may take a 5-question quiz to test retention.

HS Spanish Semester 1A Unit 7

Unit 7: Mis viajes/My travels

Lección 7.2: En el aeropuerto/In the Airport

DAY 2 - Lección 7.2

Day 2 – Introduction

¡Comenzamos!

Today, we will continue learning words about travel and transportation, but this time, we will travel by plane. And continuing with verbs to express movement, we will learn the present tense of **venir** (to come), the opposite of **ir**. As we did with **ir**, we will look at examples of how to use this verb with different prepositions, as well as in questions and answers. Finally, we will read a lot of interesting things about Florida's history.

Objetivos

1. 7.2.1. Demonstrate knowledge of vocabulary related to airport travel.
2. 7.2.2. Use the verb **venir** in present tense. Distinguish between usage of **ir** and **venir**. Identify prepositions and contractions in Spanish.
3. 7.2.3. Examine history of Florida's history from the time of European arrival through the present day.



Author: schreder

Vocabulario

Today, we will learn the following Spanish words. Watch the video and write each Spanish word in your notebook. Then, jot down what you think the English meaning of each word might be. As you go through the lesson, go back and add the correct English word to your notebook.



Day 2 – Instruction

¡Listos para aprender!

Práctica

Nombre _____

Carefully read each question, and choose the correct answer.



Credit: BRrr

1. What can you take to the beach to protect you from *el sol*?
 - a. la arena
 - b. la sombrilla
 - c. la nevera
2. Which pronoun can NOT be used in this sentence? ¿A _____ *les gusta ir a la playa*?
 - a. vosotros
 - b. ustedes
 - c. ellas
3. Which statement is true of Florida?
 - a. The interior of Florida is mountainous.
 - b. The cougar is the state animal of Florida.
 - c. Florida usually experiences dry heat.
4. Which term is NOT an element of the weather?
 - a. el viento
 - b. la lluvia
 - c. la duna

paper
straightedge
colored pencils or markers

Follow these steps below to create your comic strip. Use the rubric at the end of this activity to make sure your work is complete.





- Your assignment is to create a comic strip showing a silly person going to the beach in an odd outfit. Then you will sketch and label the items that a person *ought* to wear or bring to the beach in order to have a good time. You do not need to be a great artist, but do your best to make your work neat and attractive.
- Use a straightedge to draw panels for your comic strip. In the first panel, draw a person named **El Sonso Bronzo** (“Bronzo the Silly” –you have the option to change the name, if you wish) wearing a silly outfit and taking inappropriate items for a trip to the beach. Go ahead and use your imagination for your drawing. For example, he might be wearing a winter coat, scarf, and boots and pulling a sled.
- In the next 4-6 panels, sketch at least eight items that a person would actually wear or take to the beach. Use the vocabulary you have learned in this unit to label each item. Include at least one item whose name you have not yet learned in Spanish. Look up the Spanish translation of the word and use it to label your drawing.
- In the final panel, sketch a picture of Bronzo wearing an appropriate outfit and bringing some of the beach items you identified.
- Give your comic strip the title “**Las aventuras del Sonso Bronzo**” (“The adventures of Bronzo the Silly”).
- Share your completed work with your classmates and/or friends.

	Content	Vocabulary	Quality
Excellent (9-10)	The comic strip includes more than eight items that are appropriate to wear or take to the beach.	All of the beach items are correctly labeled with their Spanish name.	The comic strip shows considerable effort and is clever and neatly done.
Good (7-8)	The comic strip includes eight items that are appropriate to wear or take to the beach.	Most of the beach items are correctly labeled with their Spanish name.	The comic strip shows a good effort and is neatly done.
Fair (6)	The comic strip includes fewer than eight items that are appropriate to wear or take to the beach.	Some of the beach items are correctly labeled with their Spanish name.	The comic strip shows some effort and is somewhat neat.
Poor (5)	The comic strip includes fewer than four items that	Few of the beach items are correctly labeled with their	The comic strip shows little effort or imagination and is

Examen de la Unidad

Complete the following activities.

1. Match each Spanish word with the corresponding image.

Questions	Answers
1: la estación	<p>A. </p> <p>Author: U.S. Navy photo by Journalist 3rd Class Ryan C. McGinley</p>
Answer:	
2: la salida	<p>B. </p> <p>Author: St. Tammany and New Orleans Railways and Ferry Co.</p>
Answer:	
3: la llegada	<p>C. </p> <p>Author: Steven Lek</p>
Answer:	
4: el boleto de ida y vuelta	<p>D. </p> <p>Author: markusspiske</p>
Answer:	

2: Which option shows the correct verb forms for **usted** and **yo**?

- a. **van, vamos**
- b. **va, voy**
- c. **van, voy**
- d. **vas, vamos**

3: Choose the option that best completes the following sentence to ask your friend if she goes to school on Monday:

¿_____ la escuela el lunes?

- a. **Van, a**
- b. **Vas, desde**
- c. **Vas, a**
- d. **Vais, de**