




## Unit 10 Final Review and Semester Test: Getting Ready for my Final Test!

### 10.3 Cumulative / Practice Review

Welcome to Unit 10! It is time to help our students review the content that will be assessed in the Semester Test. How? We will focus on the vocabulary terms, grammar concepts, and culture topics of two or three core units in each of the reviewing lessons of this unit, as follows:

-  Lesson 1 - reviews Units 1-3
-  Lesson 2 - reviews Units 4-6
-  Lesson 3 reviews Units 7-8

In this lesson, students review their knowledge of the following concepts and themes learned in Units 7 to Unit 8:

- **Demonstrate knowledge of vocabulary related to travel and culture**
- **Apply knowledge of contractions, the verb “gustar,” and the preterite tense of –er verbs**
- **Examine the Spanish-speaking population in Florida, and the movements for independence in Spanish-speaking countries**

This lesson has five sections:

- Introduction: includes the goals to be achieved and a video that shows the Spanish vocabulary and grammar listed above for the two units reviewed. Students are challenged to remember and infer the meaning of each term.
- Instruction: reviews relevant vocabulary and grammar themes that use the bilingual videos that provide images and audio and allows students to listen and practice the correct pronunciation. Encourage the students to use a self-recording tool to improve their oral skills. Videos should be used for review as frequently as possible, as preparation for the Semester Test. This component also reviews the thought-provoking Culture sections learned earlier in the semester, which consist of interesting facts students will learn about Spanish-speaking countries: their food, their music, their customs, their history, their art, their music, and their literature.
- Practice (Exercises) and Review (Test Preparation): each lesson has two sets of question sections that provide students with practice to reinforce the learning process. The vocabulary and grammar video can be reviewed again.
- Quiz: after the activity section, students may take a 5-question quiz to test retention.

As mentioned, this lesson includes Spanish and bilingual videos that support the teaching of vocabulary terms and the grammar concepts learned. Beginner and advanced worksheets complement this lesson.

#### Additional Materials

- To fully complete the instruction process, students will need access to a recording device.

# HS Spanish Semester 1A Unit 10

## Unit Name: Final Review

### Lección 10.3: Review

#### DAY 3 - Lesson 10.3

##### Day 3 – Introduction

##### ¡Vamos a repasar!

**Today, we're going to review the concepts you have learned in previous units. Don't forget to take notes! You'll be able to use them to study for the test.**


In this last semester's review lesson, we will go through some interesting topics you have learned. We will hone your Spanish skills even more, so that you may synthesize all your new knowledge. We will start by taking a look at some words related to travel, people, and society. Regarding grammar, we will review the use of **gustar**, so you will be able to express likes and dislikes in almost every context. Also, we will recall the preterit of regular verbs and the direct object pronouns, so you will be able to talk about the past, have an increased understanding of Spanish, and be able to communicate better in the target language. Finally, we will read about Spanish speakers in Florida and the independence of Spanish-speaking countries. Let's begin!

##### Objetivos

10.3.1 Demonstrate knowledge of vocabulary related to travel and culture.

10.3.2 Apply knowledge of contractions, direct object pronoun, the verb **gustar**, and the preterite tense of **-er** verbs. Form questions and answers using the verb **querer** and direct object pronouns.

10.3.3. Examine the Spanish-speaking population in Florida, and the movements for independence in Spanish-speaking countries.



Credit: jill111

##### Vocabulario

Today, we will learn the following Spanish words. Watch the video and write each Spanish word in your notebook. Then, jot down what you think the English meaning of each word might be. As you go through the lesson, go back and add the correct English word to your notebook.

## Day 3 – Instruction

### ¡Vamos a repasar! Repaso de la unidad

#### Repaso del vocabulario

**First, we are going to review words, phrases, and expressions that you have already learned.**

Do you like to travel? This semester you learned a good number of words related to visiting other locations. Let's review some of them!

- **Traveling by land.** If you want to travel somewhere, you have plenty of options. You travel by car, by bus, or take the train, **el tren**. If you want to travel by train, you first go to the station, **la estación**, and buy a ticket, **el boleto**. It can be a one-way ticket or a round-trip ticket, **el boleto de ida y vuelta**.
- **Traveling by sea.** If you live by the sea, or you want to go somewhere that has access to the sea, you can travel by boat, **el barco**. If you want to travel by boat you must first go to the port, **el puerto**, where you wait for the boat. If the trip is long enough, or if you are on a cruise ship, you will have a cabin, **el camarote**, where you can rest and keep your things.
- **Other ways to travel and what you can carry with you.** However, if you prefer to travel either by train, **viajar en tren**, or by boat, **en barco**, you must have a ticket and your luggage, **el equipaje**. Most of the time, your ticket will show departure, **la salida**, and arrival, **la llegada**, times. If you don't want to miss your train or boat, pay close attention to the departure time!
- **Traveling by plane.** Trains, buses, and boats connect villages, towns, and countries, including places that are far away, but some journeys may last many hours. If you want to travel somewhere far away, perhaps your best option is to go to the airport, **el aeropuerto**, to take a flight, **el vuelo**, on an airplane, **el avión**. So let's learn some more words that would be helpful on your journey through the skies!
- **What you have to do.** Once at the airport you will need your ticket, that you may have bought on the airline or a travel agency office or online, to check-in. After checking-in, you will get your boarding pass, **la tarjeta de embarque**. Your boarding pass will give you access to the control points where security staff will check your carry-on luggage, **el equipaje de mano**. Then, you'll go to the boarding gate, **la puerta de embarque**, where you show your boarding pass and ID before boarding your plane.
- **Once on the plane.** Once you are in the airplane, a flight attendant, **el asistente de vuelo** (or **la asistente de vuelo**), will help you find your seat. Do you prefer a seat next to the window, **la ventanilla**, or by the aisle, **el pasillo**? Wherever you