





Unit 9 Semester Review: Mi escuela y yo / My school and me

Welcome to Unit 9! It is time to help our students to practice and reinforce all what they have learned through the previous eight core lessons. How? Reviewing the vocabulary terms and grammar concepts of two core units in each of the four lessons of this unit, as it follows:

-  Lesson 1 - reviews Units 1-2
-  Lesson 2 - reviews Units 3-4
-  Lesson 3 - reviews Units 5-6
-  Lesson 4 - reviews Units 7-8

Each of them also includes a new Culture topic. In this lesson, students review their knowledge of the following concepts and themes learned in Units 3 and 4:

- **Vocabulary related to school and appearance**
- **Knowledge of correct punctuation and accents**
- **Possessive adjectives demonstrating ownership**

Students will also learn a new Culture topic that complements the themes learned in previous units:

- **Celebrations, food, and traditions from Spanish-speaking countries**

This lesson has five sections:

- **Introduction:** includes the goals to be achieved and a video that shows the Spanish vocabulary and grammar listed above. Students are challenged to remember and infer the meaning of each new term.
- **Instruction:** reviews relevant vocabulary and grammar themes that use a bilingual video that provides images and audio and allows students to listen and practice the correct pronunciation. Encourage the students to use a self-recording tool to improve their oral skills. Videos should be used for review as frequently as possible. This component also offers thought-provoking Culture sections, which consist of interesting facts students will learn about Spanish-speaking countries: their food, their music, their customs, their history, their art, their music, and their literature.
- **Practice (Exercises) and Review (Test Preparation):** each lesson has two sets of question sections that provide students with practice to reinforce the learning process. The vocabulary and grammar video can be reviewed again.
- **Quiz:** after the activity section, students may take a 5-question quiz to test retention.

As mentioned, this lesson includes three videos that support the teaching of vocabulary, the grammar, and the culture related to this topic. Beginner and advanced worksheets complement this lesson.

Additional Materials

- To fully complete the instruction process, students will need access to a recording device.

HS Spanish Semester 1A Unit 9

Unit Name: Mi primer viaje al mundo hispanohablante/My first trip through the Spanish-speaking World!

Lección 9.2: Mi escuela y yo/My school and me

DAY 2 - Lesson 9.2

Day 2 – Introduction

¡Vamos a repasar!

Today, we're going to review the concepts you have learned in previous units. Don't forget to take notes! You'll be able to use them to study for the test.

Continuing with the review of what we have learned during this semester, we will take a look at some vocabulary words that we can use when talking about school, including things, people, and academic subjects. We also will review useful words to describe people. We will review how to express possession and two important verbs: **ser** and **estar**. Finally, we will revisit Spanish culture, celebrations, and traditions. Let's get started!

Objetivos

9.2.1 Demonstrate knowledge of vocabulary related to school and appearance.

9.2.2 Apply knowledge of correct punctuation and accents.

Understand the difference between **ser** and **estar**.

Use possessive adjectives to demonstrate ownership.

9.2.3. Examine the celebrations, foods, and cultural traditions of various Spanish-speaking countries.



Author: The LEAF Project

Vocabulario

Today, we will learn the following Spanish words. Watch the video and write each

Spanish word in your notebook. Then, jot down what you think the English meaning of each word might be. As you go through the lesson, go back and add the correct English word to your notebook.



Day 2 – Instruction

¡Vamos a repasar!

Mi escuela y yo/My school and me

Repaso del vocabulario

First, we are going to review words, phrases, and expressions that you have already learned.

This semester you learned many useful words to talk about your classes, lessons, learning activities, and the tools you use. Here are some of them.

- **Classes and lessons.** At school, you have classes in many different subjects. In each class, **la clase**, you meet with other students to learn. In each class, a lesson, **la lección**, is taught. In this Spanish course, you will study a new lesson each day, which will give you new and interesting knowledge about Spanish language and culture. Soon, you will be able to communicate in Spanish! Every lesson in this course includes a variety of activities and sections, like vocabulary, **el vocabulario**, which present new words in Spanish. There is also a reading, **la lectura**, about exciting topics related to people, places, facts and traditions in the Spanish-speaking world.
- **Technology or pen and paper?** Most days, you will use a computer, **la computadora**, in your Spanish class. But you will also complete creative projects and activities using a pencil, **el lápiz**, or a pen, **el bolígrafo**, along with paper, cardboard, photos, color and art supplies to immerse yourself in an authentic Spanish experience.

You also learned words to describe places, items, and people at school. Let's review some of the most important ones!

- **Arriving at school.** When you arrive at school, you go through the entrance, **la entrada**, up the hall, **el pasillo**, and into the classroom, **el salón de clases**. Like in the United States, schools in Spanish-speaking countries usually display their

Práctica

Nombre _____

Carefully read each question, and choose the correct answer.



Credit: Luna sin estrellas

1. Which verbs complete the sentence? **Hoy _____ viernes y nosotros _____ felices.**
 - a. está / son
 - b. son / somos
 - c. es / estamos
2. You pledge allegiance to _____.
 - a. el pasillo
 - b. la bandera
 - c. la pizarra
3. How might you answer this question? **¿Ese carro es de la familia Martin?**
 - a. No, no es suya.
 - b. No, no es suyo.
 - c. No, no es suyos.
4. Which item would go in **la mochila**?
 - a. el cuaderno
 - b. el escritorio
 - c. la silla

Práctica

Nombre _____

A. Use the work bank to choose the correct Spanish word for each definition.

Word Bank	
la lectura	la bandera
el maestro	la silla
el cuaderno	el cuello

1. Each country has its own one: _____.
2. Here you can write and make notes: _____.
3. The part of your body that unites the head and torso _____.
4. The name of a learning activity where you read: _____.
5. If you want to sit down you may look for this: _____.

B. Answer the following questions in Spanish.

6. You're a girl. You are talking about you and your friend Renata. How you would say, "We are tired, sad, and bored" in Spanish?

7. Write in Spanish: "I'm at the library and my friends are at the school."

8. How would you say in Spanish, "Our books are red; your books are blue."
